

Scaled data based on original data using
LM-79-08 Approved Method: Electrical and Photometric Measurements of Solid-
State Lighting Products

Test Report Prepared for
Cooper Lighting Solutions
(formerly Eaton)

Brand: McGRAW-EDISON

Report Number: P385564

Luminaire Tested: **GWC-SA1A-760-U-T4W-HSS**

Issue Date: 3/3/2020

Test Information

Test Method: LM-79-08
Report Number: P385564
TEST IS SCALED FROM IESNA LM-79-08 TEST DATA (G2-1903-205-19)
Test Lab: INNOVATION CENTER
Issue Date: 3/3/2020
Manufacturer: COOPER LIGHTING SOLUTIONS (FORMERLY EATON)
Product Line: MCGRAW-EDISON
Catalog Number: GWC-SA1A-760-U-T4W-HSS
Description: GALLEON WALL LUMINAIRE
(1) 70 CRI, 5700K, 615mA LIGHTSQUARE WITH 16 LEDS AND TYPE IV WIDE OPTICS
WITH HOUSE SIDE SHIELD
Light Source: -
Ballast/Driver: ELECTRONIC DRIVER

Summary

Lumens per Lamp: N/A
Luminaire Lumens: 3608 lumens
Efficiency: N/A
Efficacy: 106.1 lumens/watt
Luminous Opening: Rectangular (W 0.5' x L: 0.5' x H: 0')
IES Classification: Type IV - Short
BUG Rating: B0 - U0 - G1

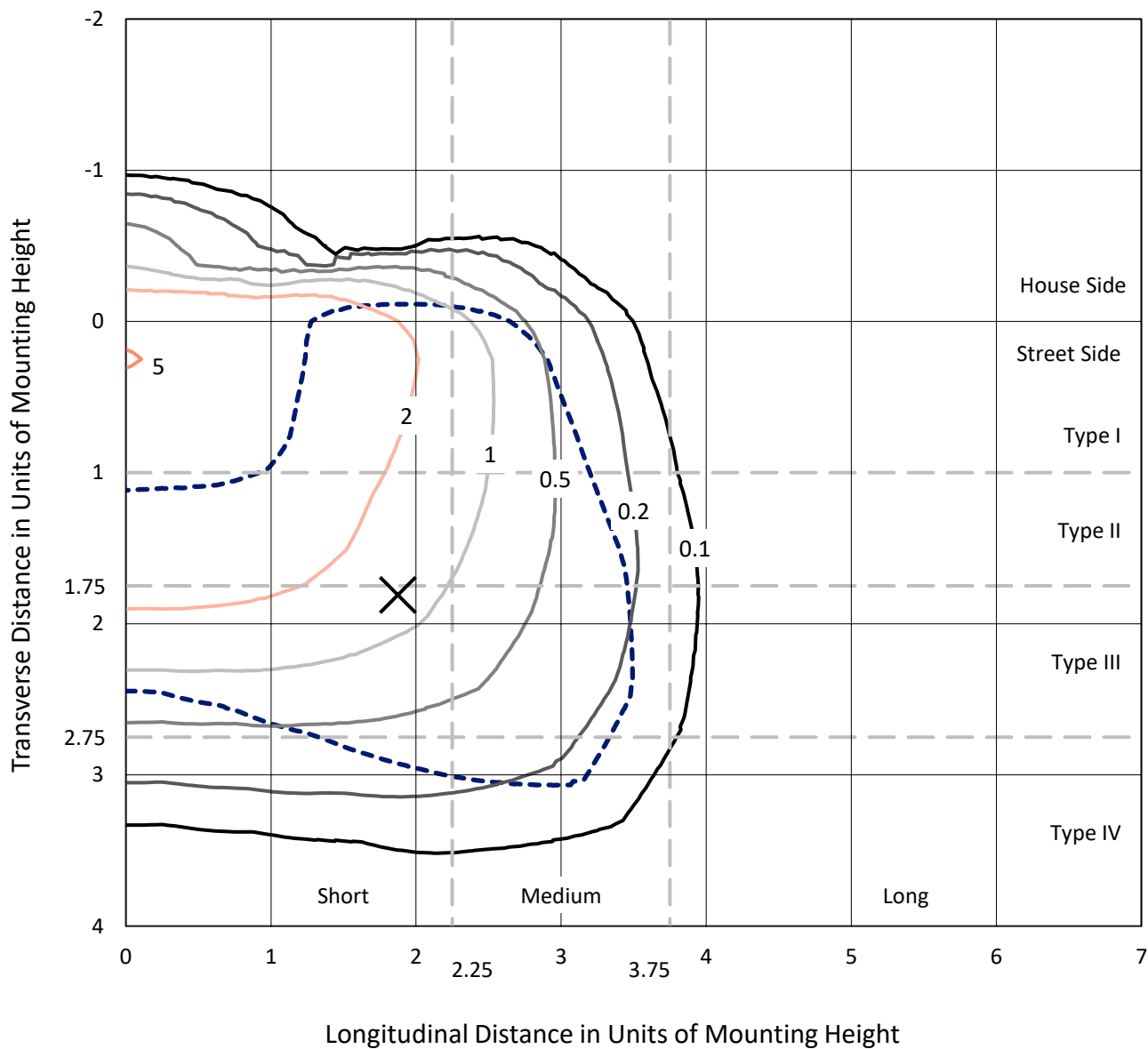
Input Watts (W): 34
Input Voltage (V): NR
Input Current (Ain): NR
Voltage Rise (V): NR
Power Factor: NR
Total Harmonic Distortion (THDi): NR
Frequency (hertz): 60
Stabilization Time: NR
Operation Time: NR
Ambient Temperature (°C): NR
Test Distance: 24 FT



REPORT NUMBER: P385564
 CATALOG NUMBER: GWC-SA1A-760-U-T4W-HSS

Iso-Footcandle Lines of Horizontal Illumination

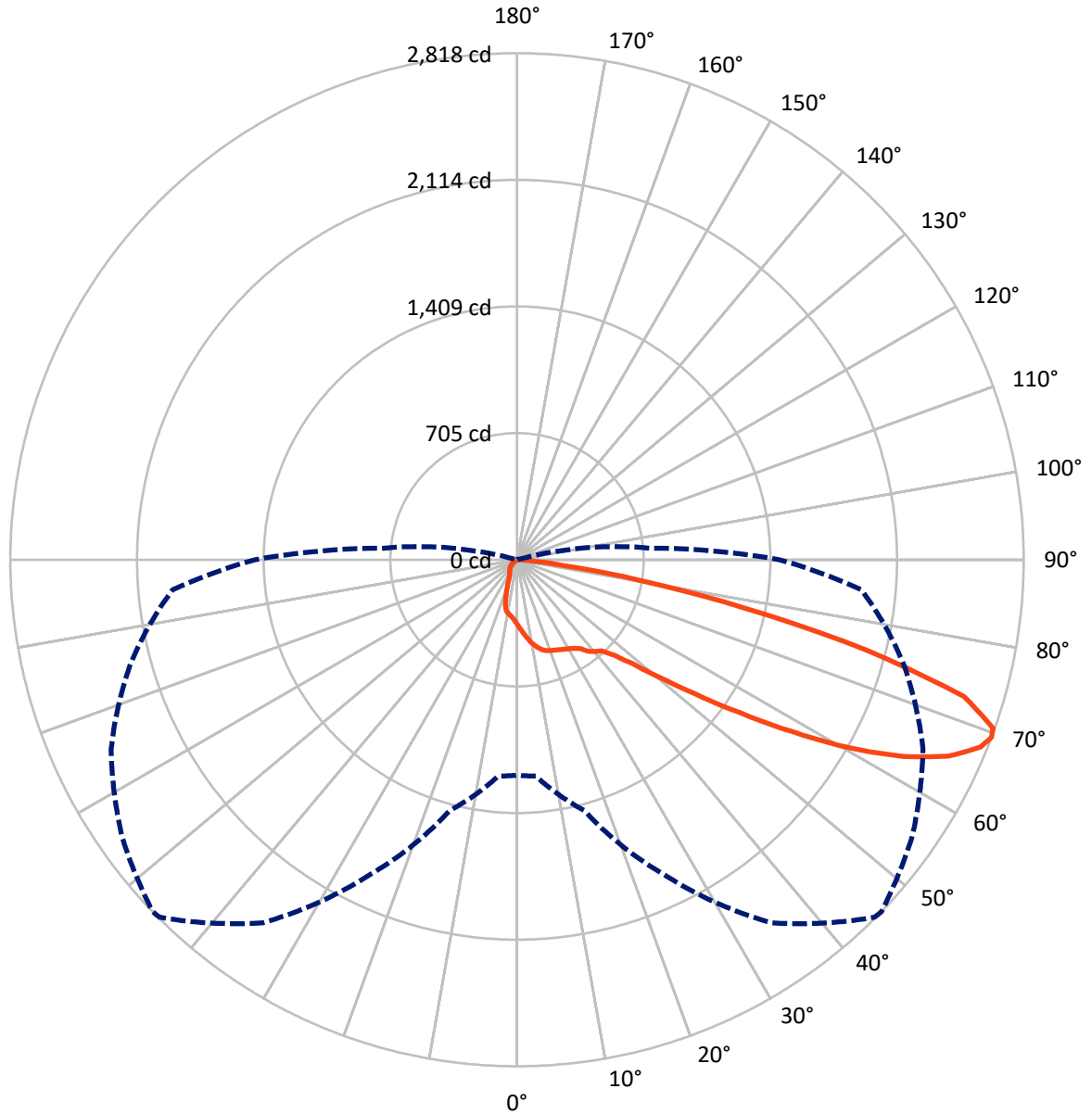
× Max cd
 - - - 1/2 Max cd



Based on 10 foot mounting height. Maximum calculated value = 5.3 fc
 Type IV - Short - N/A

REPORT NUMBER: P385564
CATALOG NUMBER: GWC-SA1A-760-U-T4W-HSS

Luminous Intensity Polar Plot



— Vertical Plane Through 46-Deg Lateral - - - Horizontal Cone Through 69-Deg Vertical

REPORT NUMBER: P385564

CATALOG NUMBER: GWC-SA1A-760-U-T4W-HSS

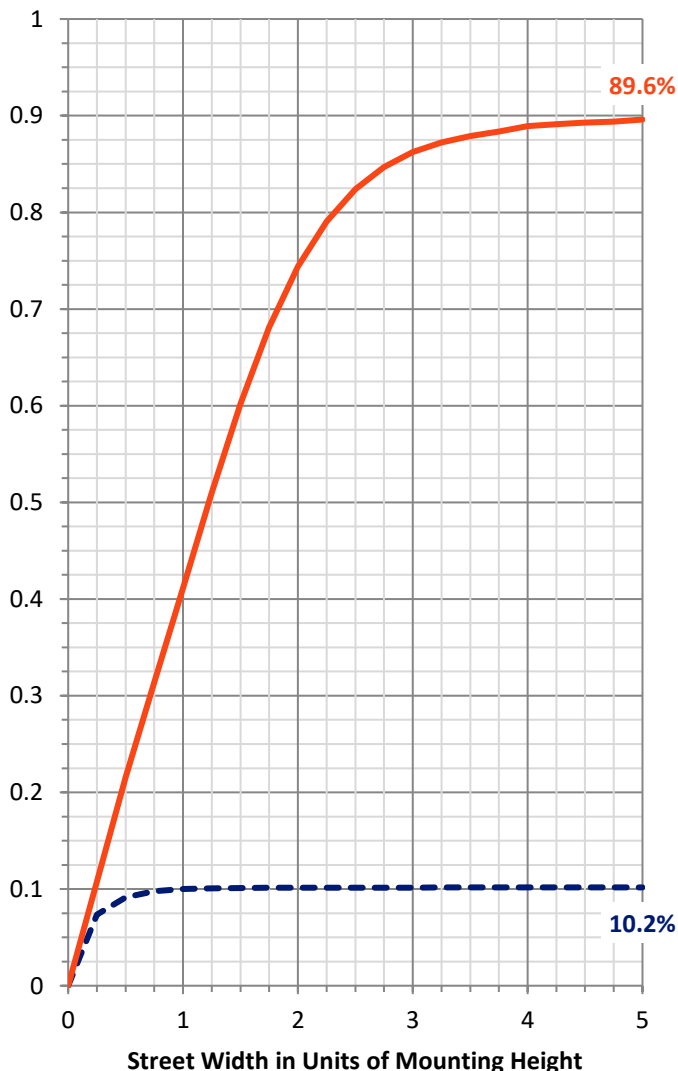
FLUX DISTRIBUTION:

		Downward	Upward	Total
House Side	Lumens	370.3	0.0	370.3
	% Fixture	10.3	0.0	10.3
Street Side	Lumens	3237.7	0.0	3237.7
	% Fixture	89.7	0.0	89.7
Total	Lumens	3608.0	0.0	3608.0
	% Fixture	100.0	0.0	100.0

ZONAL LUMENS:

Zone	Lumens	% Fixture
0°-10°	36.0	1.0
10°-20°	109.2	3.0
20°-30°	171.7	4.8
30°-40°	246.2	6.8
40°-50°	425.5	11.8
50°-60°	840.6	23.3
60°-70°	1174.8	32.6
70°-80°	567.6	15.7
80°-90°	36.5	1.0
90°-100°	0.0	0.0
100°-110°	0.0	0.0
110°-120°	0.0	0.0
120°-130°	0.0	0.0
130°-140°	0.0	0.0
140°-150°	0.0	0.0
150°-160°	0.0	0.0
160°-170°	0.0	0.0
170°-180°	0.0	0.0
0°-90°	3608.0	100.0
0°-180°	3608.0	100.0

Coefficient of Utilization



REPORT NUMBER: P385564

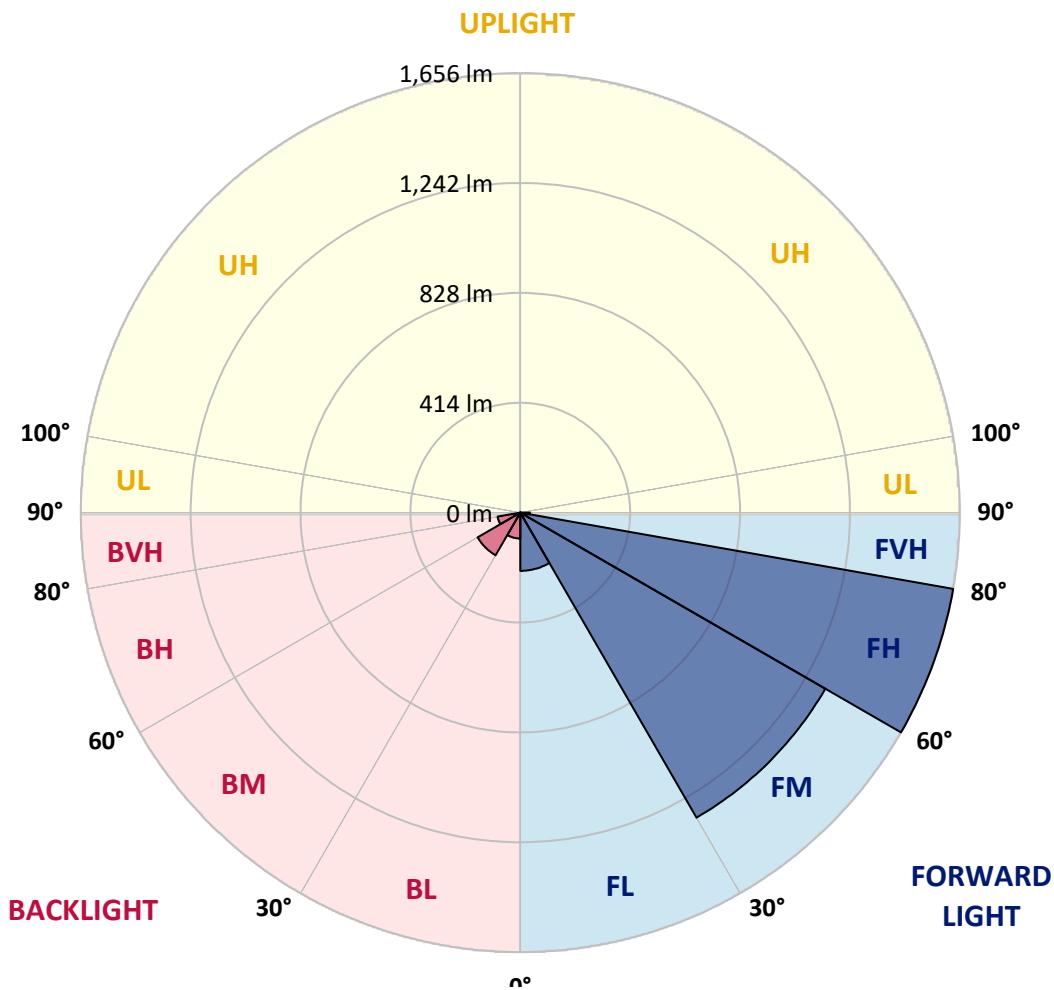
CATALOG NUMBER: GWC-SA1A-760-U-T4W-HSS

LUMINAIRE CLASSIFICATION SYSTEM LUMEN TABLE AND BUG RATING:

Zone	Lumens	% Fixture	Zone Rating/Lumen Limit		
			B	U	G
FL (0°-30°)	219.2	6.1			
FM (30°-60°)	1326.7	36.8			
FH (60°-80°)	1655.6	45.9			G1/1800
FVH (80°-90°)	36.2	1.0			G1/100
BL (0°-30°)	97.6	2.7	B0/110		
BM (30°-60°)	185.6	5.1	B0/220		
BH (60°-80°)	86.8	2.4	B0/110		G0/110
BVH (80°-90°)	0.3	0.0			G0/10
UL (90°-100°)	0.0	0.0		U0/0	
UH (100°-180°)	0.0	0.0		U0/0	

BUG Rating: B0-U0-G1

Type IV Short





REPORT NUMBER: P385564

CATALOG NUMBER: GWC-SA1A-760-U-T4W-HSS

CANDELA DISTRIBUTION (FULL):

	0°	5°	15°	25°	35°	45°	46°	55°	65°	75°	85°
0°	361.5	361.5	361.5	361.5	361.5	361.5	361.5	361.5	361.5	361.5	361.5
2.5°	401.6	401.1	398.7	397.7	392.0	388.6	387.2	383.0	376.9	370.8	364.0
5°	447.3	447.1	442.7	438.5	427.7	417.5	415.6	405.8	392.1	379.3	366.4
7.5°	494.0	491.8	487.4	479.2	463.5	447.3	445.8	431.9	412.4	393.8	375.4
10°	533.6	532.2	526.4	514.1	495.7	477.2	475.4	458.3	436.3	413.4	389.9
12.5°	564.3	563.3	555.7	540.3	520.7	501.6	499.0	483.8	460.3	434.8	407.0
15°	583.1	582.6	573.3	556.9	537.6	521.0	518.8	505.5	483.6	456.9	425.6
17.5°	587.5	587.7	578.0	561.5	545.6	533.7	532.0	521.9	503.6	477.0	444.2
20°	577.7	579.7	571.1	556.7	546.9	540.7	539.3	533.2	517.8	492.8	459.1
22.5°	563.8	564.8	558.9	549.3	545.2	546.4	545.7	542.3	529.3	506.3	473.8
25°	555.4	555.4	551.8	543.7	546.4	553.7	553.9	553.2	542.9	522.9	491.8
27.5°	555.0	554.0	550.0	543.9	551.3	562.5	563.2	567.7	561.3	543.0	514.1
30°	568.6	567.4	558.8	550.8	560.3	572.3	574.0	584.0	580.7	564.8	539.0
32.5°	600.2	596.0	576.9	563.8	570.9	585.3	587.5	603.4	608.5	591.7	563.0
35°	643.5	630.1	602.6	588.5	589.2	604.3	606.3	629.6	644.7	616.4	581.6
37.5°	703.2	696.6	651.8	614.2	617.3	640.1	646.0	671.4	667.2	630.0	602.7
40°	834.2	823.8	776.1	686.3	644.2	669.2	671.1	684.6	685.0	660.6	646.7
42.5°	1012.5	1008.2	958.0	817.1	697.1	688.7	692.1	714.9	740.4	725.2	724.5
45°	1209.9	1207.7	1154.4	990.6	804.2	752.5	756.7	787.3	836.2	839.6	861.1
47.5°	1368.7	1367.7	1337.1	1184.3	968.1	860.5	861.9	894.4	980.3	1022.8	1057.1
50°	1513.5	1518.4	1494.2	1393.9	1191.4	1029.9	1026.7	1048.3	1186.4	1255.9	1298.5
52.5°	1714.8	1721.8	1653.9	1589.5	1425.7	1240.0	1237.5	1260.1	1434.0	1486.1	1493.7
55°	1892.6	1880.8	1827.2	1808.6	1711.5	1499.5	1498.8	1518.8	1673.6	1695.7	1709.8
57.5°	1971.1	1966.6	1992.4	2035.1	2010.7	1806.2	1804.7	1789.4	1887.9	1890.3	1933.4
60°	2020.7	2026.3	2105.6	2237.1	2297.8	2136.2	2126.4	2033.5	2092.6	2087.3	2133.5
62.5°	1983.5	1994.5	2137.2	2356.3	2512.6	2424.3	2410.4	2257.2	2267.5	2249.4	2292.4
65°	1785.9	1803.0	2036.9	2333.8	2619.2	2649.5	2635.4	2454.6	2406.4	2376.6	2352.8
67.5°	1450.1	1460.2	1704.5	2138.1	2571.2	2783.8	2780.9	2627.7	2511.3	2355.1	2170.1
69°	1198.4	1208.4	1443.5	1932.0	2465.4	2812.6	2818.1	2683.1	2491.3	2224.5	1922.7
70°	1015.0	1025.7	1244.7	1755.4	2342.8	2799.2	2809.2	2677.9	2434.1	2073.3	1705.7
72.5°	532.4	541.5	766.3	1209.4	1909.9	2570.3	2600.6	2451.6	2063.3	1505.7	1008.6
75°	167.3	172.5	299.3	632.2	1307.7	1998.5	2005.5	1923.1	1465.1	828.2	420.0
77.5°	63.8	62.3	99.6	232.9	661.1	1258.4	1300.9	1201.8	768.9	292.8	96.9
80°	34.3	34.5	51.8	96.4	282.8	646.7	682.6	582.4	273.2	91.3	22.3
82.5°	14.9	15.6	29.1	51.1	129.9	238.5	256.5	213.5	104.4	61.4	8.3
85°	3.2	3.6	14.0	27.7	52.9	67.0	70.2	69.2	66.5	47.7	3.2
87.5°	0.0	0.0	6.3	10.0	13.4	15.2	13.4	17.4	36.7	32.1	1.7
90°	0.0	0.0	0.0	0.0	0.0	0.0	0.0	0.0	0.0	0.0	0.0



REPORT NUMBER: P385564
 CATALOG NUMBER: GWC-SA1A-760-U-T4W-HSS

CANDELA DISTRIBUTION (continued):

	90°	95°	105°	115°	125°	135°	145°	155°	165°	175°	180°
0°	361.5	361.5	361.5	361.5	361.5	361.5	361.5	361.5	361.5	361.5	361.5
2.5°	361.8	358.8	353.6	347.8	343.7	339.5	336.1	334.6	332.9	331.7	333.3
5°	361.2	355.2	345.1	335.3	328.2	322.4	317.7	315.8	314.0	312.6	312.4
7.5°	367.1	358.8	343.2	328.9	317.9	310.1	303.7	300.9	298.7	297.7	296.9
10°	378.4	367.8	347.0	328.2	314.0	300.8	286.9	276.2	269.3	266.1	264.9
12.5°	393.1	379.8	354.1	331.7	311.1	285.7	256.3	230.9	214.5	209.1	205.9
15°	410.4	393.8	363.4	336.3	300.6	254.3	204.4	171.2	156.0	152.9	149.5
17.5°	427.0	408.7	374.5	337.1	277.6	203.2	149.7	127.2	121.3	123.3	123.8
20°	441.5	423.4	385.5	329.7	235.8	152.4	115.9	110.3	112.5	116.4	117.1
22.5°	456.2	437.6	395.7	310.1	182.4	115.7	104.4	105.7	107.9	111.8	112.5
25°	474.2	454.9	405.2	274.0	136.9	98.5	99.1	101.2	103.4	106.9	107.3
27.5°	494.8	476.7	411.4	227.2	101.5	90.5	92.7	95.7	97.9	101.3	102.0
30°	522.2	505.5	413.4	178.6	85.1	83.4	84.4	88.1	91.3	94.4	94.9
32.5°	547.9	533.9	406.7	134.8	78.8	76.8	76.8	79.0	82.7	85.6	86.3
35°	571.6	562.5	385.0	98.6	74.1	70.7	69.0	69.0	71.4	73.8	74.4
37.5°	602.9	602.6	350.0	78.7	69.5	65.6	62.1	59.4	58.5	59.0	59.4
40°	656.5	657.0	304.3	70.5	65.6	60.4	55.0	50.1	45.5	44.0	43.8
42.5°	740.3	732.7	256.5	66.7	62.3	55.0	46.9	40.3	33.2	31.0	30.8
45°	873.2	828.1	205.7	63.1	58.7	48.9	38.7	29.8	24.0	22.3	22.3
47.5°	1066.9	953.4	159.4	59.2	54.0	42.0	29.3	21.5	17.6	16.7	16.9
50°	1267.2	1076.2	122.1	54.3	48.2	34.7	21.7	15.6	13.4	13.4	13.5
52.5°	1444.8	1166.2	95.2	49.1	41.1	27.2	16.4	12.2	11.2	11.0	11.2
55°	1611.1	1224.3	72.9	43.0	32.6	20.3	12.5	10.0	9.3	9.0	8.8
57.5°	1771.5	1253.0	54.6	34.7	23.7	14.7	10.0	8.5	7.8	7.3	7.1
60°	1878.3	1229.7	37.6	25.5	16.4	10.7	8.3	7.3	6.4	5.9	5.8
62.5°	1938.5	1165.9	24.2	18.4	11.7	8.0	6.6	6.1	4.9	4.4	4.4
65°	1914.1	1060.7	16.9	13.2	8.5	5.9	4.9	4.9	3.6	2.9	2.7
67.5°	1696.2	896.1	12.9	9.8	6.1	4.4	3.7	4.2	2.2	1.4	1.4
69°	1459.4	742.6	11.0	8.1	5.1	3.6	3.2	3.9	1.5	1.0	0.8
70°	1268.4	640.6	10.0	7.1	4.2	3.0	2.9	3.7	1.5	0.8	0.7
72.5°	758.9	357.3	7.6	5.1	2.7	2.4	2.4	4.2	1.5	0.8	0.7
75°	306.7	125.9	5.6	3.6	2.0	2.0	2.9	5.4	1.4	0.7	0.5
77.5°	69.5	27.6	3.2	2.2	1.4	2.0	3.4	4.2	0.8	0.3	0.0
80°	16.9	6.8	2.0	1.4	0.8	1.5	2.5	2.4	0.2	0.0	0.0
82.5°	5.6	2.4	0.8	0.7	0.2	0.5	1.2	0.7	0.0	0.0	0.0
85°	2.4	1.4	0.3	0.2	0.0	0.0	0.2	0.0	0.0	0.0	0.0
87.5°	1.5	0.5	0.0	0.0	0.0	0.0	0.0	0.0	0.0	0.0	0.0
90°	0.0	0.0	0.0	0.0	0.0	0.0	0.0	0.0	0.0	0.0	0.0

Signify Classified - Internal
Cooper Lighting Solutions Photometric Lab
1121 Highway 74 South
Peachtree City, GA 30269

Scaled Data Report



Report Generated By 670245982

Signify Classified - Internal
Cooper Lighting Solutions Photometric Lab
1121 Highway 74 South
Peachtree City, GA 30269

Scaled Data Report



Signify Classified - Internal
Cooper Lighting Solutions Photometric Lab
1121 Highway 74 South
Peachtree City, GA 30269

Scaled Data Report



Signify Classified - Internal
Cooper Lighting Solutions Photometric Lab
1121 Highway 74 South
Peachtree City, GA 30269

Scaled Data Report





--- HS — SS

Signify Classified - Internal
Cooper Lighting Solutions Photometric Lab
1121 Highway 74 South
Peachtree City, GA 30269

Scaled Data Report



u

Signify Classified - Internal
Cooper Lighting Solutions Photometric Lab
1121 Highway 74 South
Peachtree City, GA 30269

Scaled Data Report



Signify Classified - Internal
Cooper Lighting Solutions Photometric Lab
1121 Highway 74 South
Peachtree City, GA 30269

Scaled Data Report



(END OF REPORT)